

2020 Annual Report to The School Community

School Name: Brunswick Secondary College (8807)




All teachers at the school meet the registration requirements of the Victorian Institute of Teaching (www.vit.vic.edu.au). The school meets prescribed minimum standards for registration as regulated by the Victorian Registration and Qualifications Authority (VRQA) in accordance with the *Education and Training Reform (ETR) Act 2006*. This includes schools granted an exemption by the VRQA until 31 December 2020 from the minimum standards for student enrolment numbers and/or curriculum framework for school language program. The school is compliant with the Child Safe Standards prescribed in *Ministerial Order No. 870 Child Safe Standards, Managing Risk of Child Abuse in School*.

Attested on 03 May 2021 at 08:51 AM by Karen Harris (Principal)

The 2020 Annual Report to the school community:
has been tabled and endorsed at a meeting of the school council
will be publicly shared with the school community.

Attested on 11 May 2021 at 07:56 PM by Rachael Ploenges (School Council President)





How to read the Annual Report

What's changed in 2020?

Improved appearance

The appearance of the Performance Summary has been updated to more clearly represent information and to assist interpretation and comparison of individual school's data with state averages and similar school groups.

School performance data

The Victorian community's experience of COVID-19, including remote and flexible learning, had a significant impact on normal school operations. This impacted the conduct of assessments and surveys. Readers should be aware of this when interpreting the Performance Summary.

For example, in 2020 school-



How to read the Annual Report (continued)

What do *Similar Schools* refer to?

Similar Schools are a group of Victorian government schools with similar characteristics to the school.

This grouping of schools has been created by comparing each school's socio-economic background of students, the number of non-English speaking students and the school's size and location.

What does *NDA* or 'NDA' mean?



About Our School

School context

Brunswick Secondary College aims to be a school which honours its past whilst moving to the future with a reputation for being at the forefront of evidence-based innovative teaching practices. Alongside exemplary teaching, resulting in learner growth for every student, we aim to develop community minded citizens with a great emphasis on student agency. Our school fosters a culture that promotes the values of teamwork, persistence, responsibility, achievement and excellence founded on the core value of respect. We are committed to developing a strong and inclusive sense of community, celebrating and cultivating a deep respect for diversity of people, culture and opportunity.

Brunswick Secondary College is a genuinely vibrant co-educational inner-city college. We are proud of our inclusive school community and diversity, with over 50 nationalities represented in an overall enrolment of about 990 students. Almost all recent enrolments that attend our school live within our school zone.

The school has four members of the principal team, and approximately 80 dedicated teachers and 20 helpful support



Brunswick Secondary College

For more detailed information regarding our school please visit our website at [.](#)



Performance Summary

The Performance Summary for government schools provides an overview of how this school is contributing to the objectives of the Education State and how it compares to other Victorian Government schools.



WELLBEING

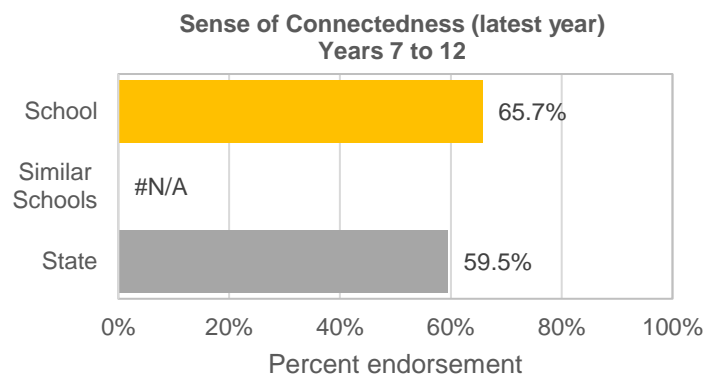
Key: *'Similar Schools' are a group of Victorian government schools that are like this school, taking into account the school's socioeconomic background of students, the number of non-English speaking students and the size and location of the school.*

Student Attitudes to School – Sense of Connectedness

The percent endorsement on Sense of Connectedness factor, as reported in the Attitudes to School Survey completed annually by Victorian Government school students, indicates the percent of positive responses (agree or strongly agree).

Schools who participated in the Student Attitudes to School survey in 2020 should refer to the advice provided regarding the consistency of their data.

Sense of Connectedness Years 7 to 12	Latest year (2020)	4-year average
School percent endorsement:	65.7%	57.8%
Similar Schools average:	NDP	57.1%
State average:	59.5%	55.3%

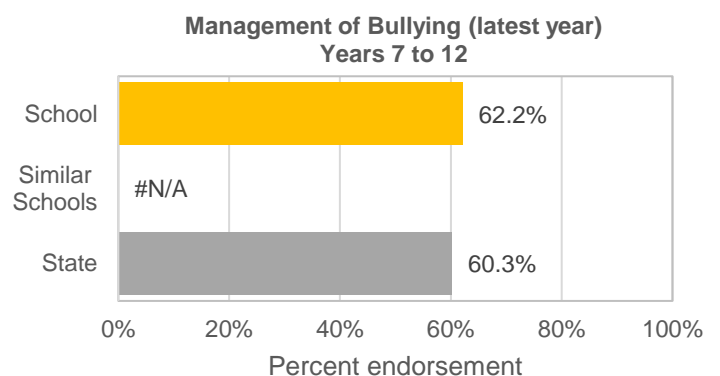


Student Attitudes to School – Management of Bullying

The percent endorsement on Management of Bullying factor, as reported in the Attitudes to School Survey completed annually by Victorian Government school students, indicates the percent of positive responses (agree or strongly agree).

Schools who participated in the Student Attitudes to School survey in 2020 should refer to the advice provided regarding the consistency of their data.

Management of Bullying Years 7 to 12	Latest year (2020)	4-year average
School percent endorsement:	62.2%	55.2%
Similar Schools average:	NDP	59.9%
State average:	60.3%	57.9%





Financial Performance and Position

FINAN

